

How to Clean.

1 Thermal Printers



- Cashier & Order Kiosk
- Drive-Thru
- Bagging & Kitchen



- Beverage
(Use 40mm cleaning card)

Products to Use:



Start



Power Off Printer & Remove Roll of Media

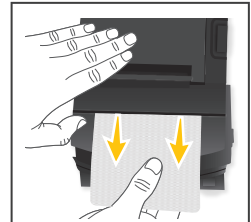


Place Cleaning Card Down Into Media Roll Bin

Must Snap Closed



Close Printer with Cleaning Card in Media Pathway



Slowly Pull Card Out of Pathway to Clean
Repeat Cleaning 3x

! One cleaning card can clean 2-3 Thermal Printers. Use the (40mm) cleaning card on Beverage Thermal Printer.

2 Card Reader Terminals



- Front Cashier
- Drive-Thru
- Order Kiosk

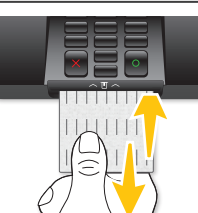
Products to Use:



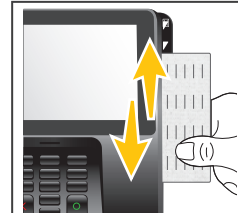
Start



Gently Insert Cleaning Card into Chip Reader



Move Card In/Out 2-3 Times to Clean Chip Reader



Place Card in Mag Reader & Swipe Up/Down 2-3 Times

! One cleaning card can clean 2-3 Card Reader Terminals.

3 Fingerprint Reader



- Employee Station

Products to Use:



Start




Gently Wipe Away Buildup on Fingerprint Reader

Dispose



Cleaning Products



Scan to Watch.
<https://kicteam.com/mcdonalds-cleaning-videos>



**Scan to for
Safety Data Sheets.**
<https://kicteam.com/mcdonalds-cleaning-videos>

